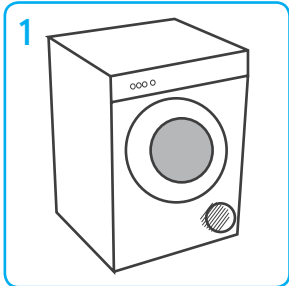


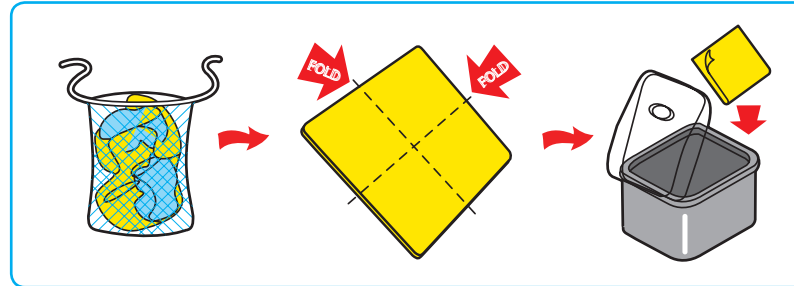
How to

Prepare a TASKI Cleaning Cloth




1

Take out of the dryer.
Keep cloths separate and dry.



Fold cloths into quarters and place into clean clothbox.
Keep TASKI Pro Window Cloths separate and dry.



2

Using measuring jug, dampen dry cloths with recommended quantity of cleaning solution.

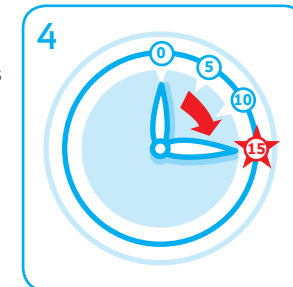


Graduation on measuring jug helps identify correct quantity of cleaning solution for the number of cloths being used.



3

Replace lid and keep closed to maintain moistness in cloths.



4

Allow 15 minutes for cleaning solution to absorb into cloths.

Golden Rules

1. Always replace the dirty cloths with clean ones after each room.
2. Always start from the cleanest area before moving on to a more dirty area.
3. Remember - launder cloths and mops separately.
4. Never re-use the cloths after they have been used in the washroom area.
5. Never use the cloths on rough or concrete surfaces.

