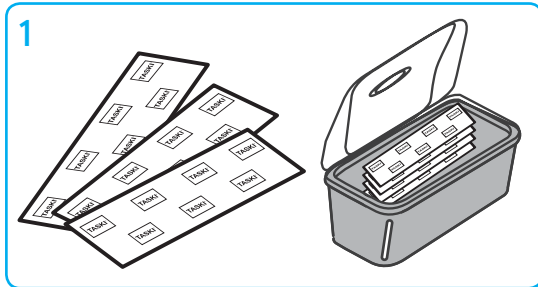
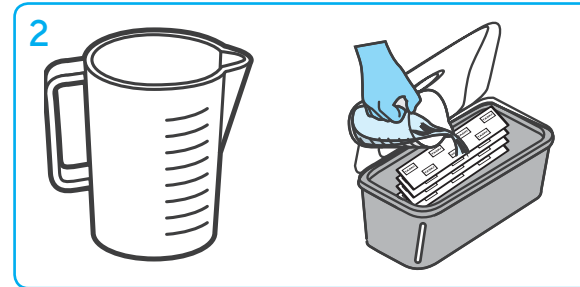


# How to

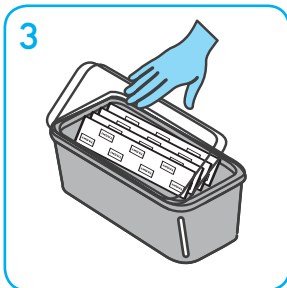
## Prepare TASKISUM Single Use Microfibre Mops



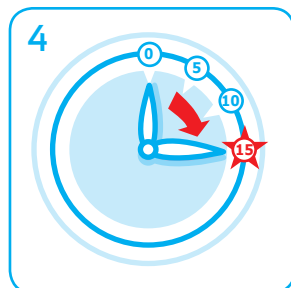
1 Remove mops from packaging and place them on their side in the mop box.



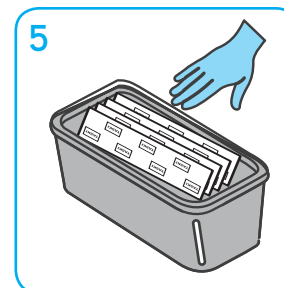
2 Using measuring jug, dampen dry mops with recommended quantity of cleaning solution.




3 Place lid on the mop box and keep closed to maintain moistness in mops.



4 Allow 15 minutes for water to absorb into mops.



5 After half the time, turn the mop pile around so that the TASKI logo side is face up.



6 Attach the mop to the mop head and commence cleaning.

### Golden Rules

1. Always dispose the soiled mops and replace them with clean ones after each room.
2. Always start from the cleanest area before moving on to a more dirty area.

