

# How to

## Prepare a TASKISUM Single Use Microfibre Cloths

1



Remove cloths from packaging, fold and place them in the cloth box.

2



Using measuring jug, dampen dry cloths with recommended quantity of cleaning solution.



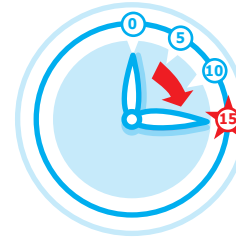
*Graduation on measuring jug helps identify correct quantity of cleaning solution for the number of cloths being used.*

3



Place lid on the cloth box and keep closed to maintain moistness in cloths.

4



Allow 15 minutes for cleaning solution to absorb into cloths.

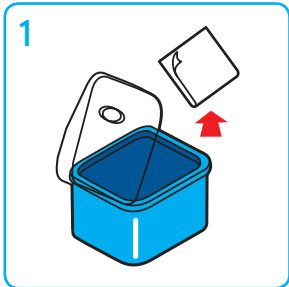
### Golden Rules

1. Always dispose the soiled cloths and replace them with clean ones after each room
2. Always start from the cleanest area before moving on to a more dirty area.



# How to


## Use TASKISUM Single Use Microfibre Cloths



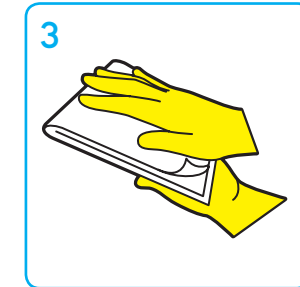
1 Take folded cloth out of cloth Box.



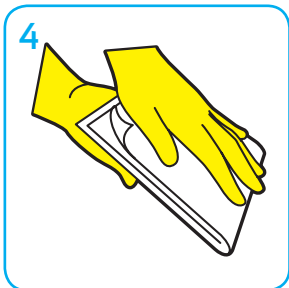
2 Place whole hand on cloth and wipe desired surface area, working from clean to dirty.




3 Use finger tips to reach into corners.



4 Once one side of cloth is soiled, turn it over and wipe with clean side.



5 Repeat until all 8 sides are soiled, changing to a clean cloth when fully soiled.



6 For tough stains, spray cleaning solution onto surface and wipe with cloth as per step 2 above.



7 Place soiled cloths in the refuse bin.

### Golden Rules

1. Always dispose the soiled cloths and replace them with clean ones after each room.
2. Always start from the cleanest area before moving on to a more dirty area.

