




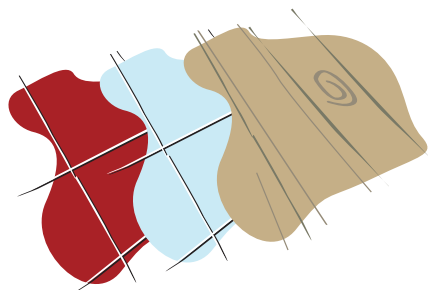
Mini Guide - Oxivir Five 16 SmartDose™

Available in 1.4L SmartDose bottle

Use for cleaning:



Hard surfaces




Polished and unpolished floors

Keeping safe:

- Wear gloves
- Wear Eye Protection



SmartDose system



One-Step Disinfectant Cleaner



EPA Reg. No. 70627-58
(One-step disinfectant cleaner in 5 minutes)

Using...

1



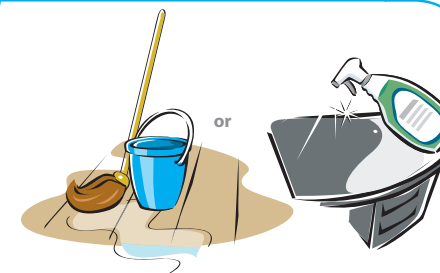
Bucket cleaning

Turn yellow pump to bucket icon. Pull up pump until ratchet stops, press once into 18.9 Litres of water.

Trigger use

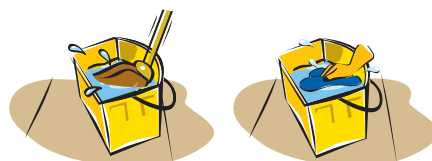
Turn yellow pump to trigger icon. Pull up pump until ratchet stops. Press once into 946ml trigger bottle filled with water.

2




Apply solution to floor or surface. Let solution remain on surface for a minimum of 5 minutes. (Prepare a fresh solution if the solution becomes visibly dirty or diluted). Wipe surfaces.

3



Rinse out mop/cloth regularly.

4



Allow to air dry.