



How to Use TASKISUM Single Use Microfibre Cloths

Golden Rules


1. Always dispose the soiled cloths and replace them with clean ones after each room.
2. Always start from the cleanest area before moving on to a more dirty area.



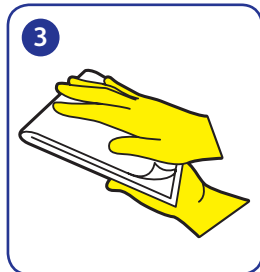
Take folded cloth out of cloth Box.



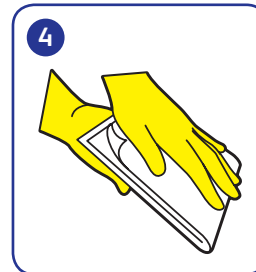
Place whole hand on cloth and wipe desired surface area, working from clean to dirty.



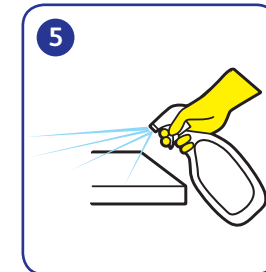
Use finger tips to reach into corners.



Once one side of cloth is soiled, turn it over and wipe with clean side.



Repeat until all 8 sides are soiled, changing to a clean cloth when fully soiled.



For tough stains, spray cleaning solution onto surface and wipe with cloth as per step 2 above.



Place soiled cloths in the refuse bin.

