

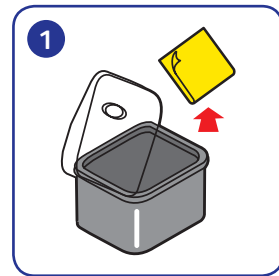


# How to Use TASKI Cleaning Cloth

## Golden Rules

1. Always replace the dirty cloths with clean ones after each room.
2. Always start from the cleanest area before moving on to a more dirty area.
3. Remember - launder cloths and mops separately.
4. Never re-use the cloths after they have been used in the washroom area.
5. Never use the cloths on rough or concrete surfaces.

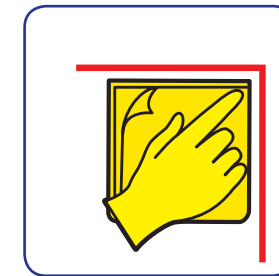
## Method...



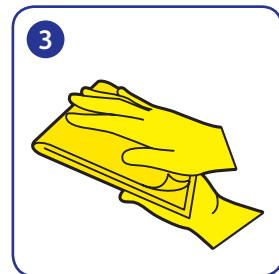
Take folded cloth out of Cloth Box.



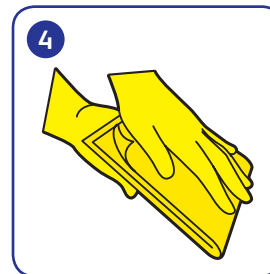
Place whole hand on cloth and wipe desired surface/ area, working from clean to dirty.



Use finger tips to reach into corners.



Once one side of cloth is dirty, turn it over and wipe with clean side.



Repeat until all 8 sides are dirty, changing to a clean cloth when fully soiled.



Guidelines Side room - 1 cloth per room.  
Bay area - 1 cloth per 2 bed spaces.



Place dirty cloths into bag ready to be laundered. Place any unused cloths into laundry bag at the end of the shift for washing.



**NOTE:** If surface being cleaned is glass or stainless steel, use TASKI Pro Window Cloth without chemicals to polish. (Do not polish taps)

