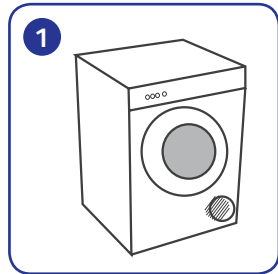




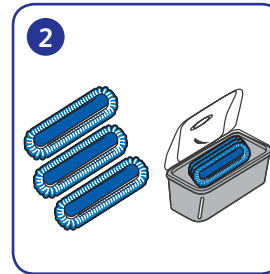
How to Prepare TASKI Mops

Golden Rules

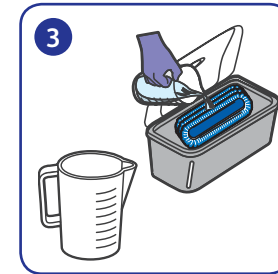
1. Always replace the dirty mops with clean ones after each room.
2. Always start from the cleanest area before moving on to a more dirty area.
3. Remember - launder cloths and mops separately.
4. Never re-use the mops after they have been used in the washroom area.
5. Never use the mops on rough or concrete surfaces.



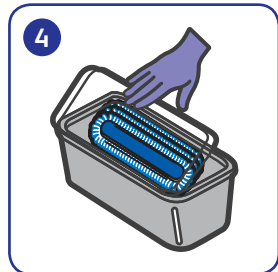
Take out of the dryer. Keep TASKI mops separate and dry.



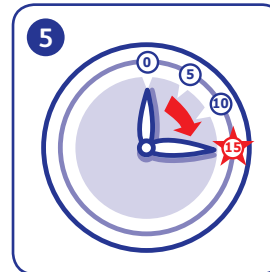
Place mops in box on their sides / edges.



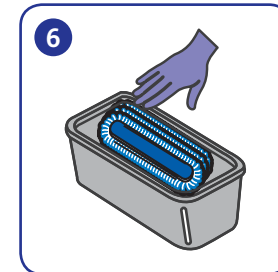
Using measuring jug, dampen dry mops with recommended quantity of water. Graduation on measuring jug helps identify correct quantity of water for the number of mops being used.



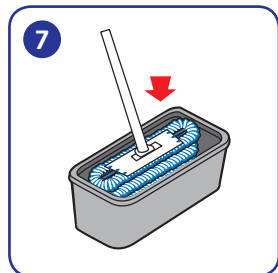
Replace lid and keep closed to maintain moistness in mops.



Allow 15 minutes for water to absorb into mops.



Turn mops so that velcro is facing upwards.



Attach the mop to the mop head and commence cleaning.

