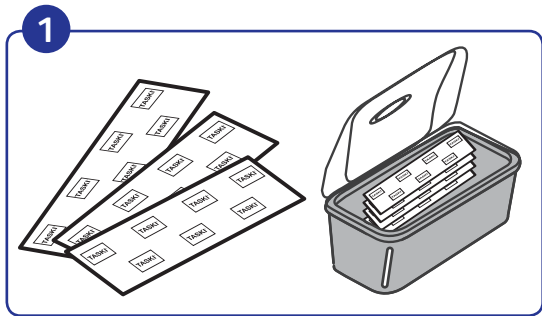
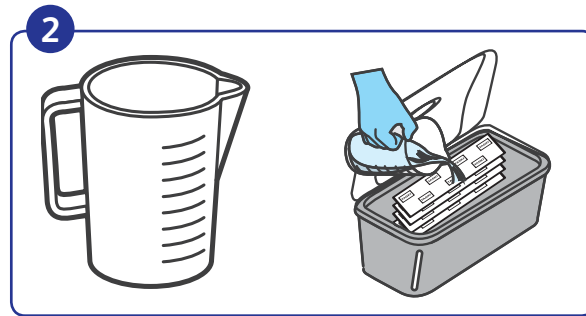




# How to Prepare TASKISUM Single Use Microfiber Mops



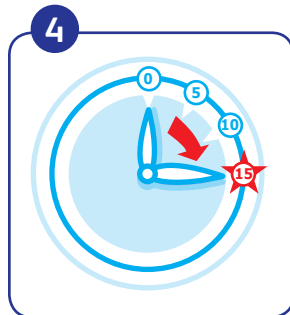
Remove mops from packaging and place them on their side in the mop box.



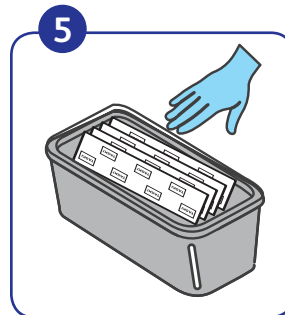
Using measuring jug, dampen dry mops with recommended quantity of cleaning solution.



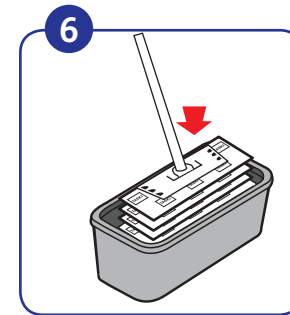
Place lid on the mop box and keep closed to maintain moistness in mops.



Allow 15 minutes for water to absorb into mops.



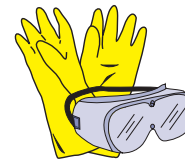
After half the time, turn the mop pile around so that the TASKI® logo side is face up.



Attach the mop to the mop head and commence cleaning.

## Golden Rules

1. Always dispose of the soiled mops and replace them with clean ones after each room.
2. Always start from the cleanest area before moving on to a more dirty area.



Check SDS for detailed information.